



ISTITUTO NAZIONALE DI RICERCA METROLOGICA Repository Istituzionale

Quantum time: Experimental multitime correlations

This is the author's submitted version of the contribution published as:

Original

Quantum time: Experimental multitime correlations / Moreva, Ekaterina; Gramegna, Marco; Brida, Giorgio; Maccone, Lorenzo; Genovese, Marco. - In: PHYSICAL REVIEW D. - ISSN 2470-0010. - 96:10(2017).
[10.1103/PhysRevD.96.102005]

Availability:

This version is available at: 11696/56897 since: 2021-01-29T15:44:53Z

Publisher:

APS

Published

DOI:10.1103/PhysRevD.96.102005

Terms of use:

This article is made available under terms and conditions as specified in the corresponding bibliographic description in the repository

Publisher copyright

American Physical Society (APS)

Copyright © American Physical Society (APS)

(Article begins on next page)

Quantum Time: experimental multi-time correlations

Ekaterina Moreva¹, Marco Gramegna^{1*}, Giorgio Brida¹, Lorenzo Maccone³, Marco Genovese^{1,4}

¹*INRIM, strada delle Cacce 91, 10135 Torino, Italy*

³*Dip. Fisica “A. Volta”, INFN Sez. Pavia, Univ. of Pavia, via Bassi 6, I-27100 Pavia, Italy*

⁴*INFN Sezione di Torino, via P.Giuria 1, 10125 Torino*

**corresponding author: m.gramegna@inrim.it*

In this paper we provide an experimental illustration of Page and Wootters’ quantum time mechanism that is able to describe two-time quantum correlation functions. This allows us to test a Leggett-Garg inequality, showing a violation from the “internal” observer point of view. The “external” observer sees a time-independent global state. Indeed, the scheme is implemented using a narrow-band single photon where the clock degree of freedom is encoded in the photon’s position. Hence, the internal observer that measures the position can track the flow of time, while the external observer sees a delocalized photon that has no time evolution in the experiment time-scale.

I. THEORY

The description of time in quantum mechanics and in particular in connection with quantum gravity and cosmology has always presented significant difficulties [1]. Page and Wootters (PW) proposed an ingenious framework [2] to allow the introduction of a quantum operator for time that does not exhibit the problems of conventional quantizations of time, such as the Pauli objection [3]. Similar ideas have appeared also many other times in the literature [4, 5], notably in a proposal by Aharanov and Kaufherr [6]. These proposals received criticisms [7–9] that were recently overcome [10]. In this last paper, a complete review of the PW mechanism is presented. For the current aims, we can summarize their proposal as follows.

In order to quantize time, one can simply define time as “what is shown on a clock” and then use a quantum system as a clock. If time is to be a continuous degree of freedom, then the clock must be a continuous system (the position of a photon along a line in our experimental realization). The requirement that the quantum states of the system (excluding the clock) satisfy a Schrödinger equation places a strong constraint on the global state of system plus clock: it must take the entangled form [2]

$$|\Psi\rangle\rangle = \int_{-\infty}^{+\infty} dt |t\rangle_c |\psi(t)\rangle_s = \int_{-\infty}^{+\infty} dt |t\rangle_c U_t |\psi(0)\rangle_s, \quad (1)$$

where we use the double-ket notation $|\rangle\rangle$ to emphasize that the global state is a bipartite state of clock c and system s , and where $|t\rangle_c$ is the position eigenstate relative to the clock showing time t , U_t is the system’s unitary time evolution operator, and $|\psi(t)\rangle_s$ is the state of the system at time t . In this framework it is a conditioned state: the state of the system *given* that the clock shows t (a conditional probability amplitude). The reason for the form of the state $|\Psi\rangle\rangle$ in (1) is that one requires that the global state of system plus clock is time-independent: the system evolves with respect to the clock and viceversa, so that a global time evolution of system plus clock

would be unobservable. Hence, the global state $|\Psi\rangle\rangle$ is a total energy eigenstate, as in the Wheeler-de Witt equation $H_g |\Psi\rangle\rangle = 0$, where $H_g = H_c + H_s$ with H_g , H_c and H_s the global, clock and system Hamiltonians. The Schrödinger equation then follows by choosing a clock that evolves in a “uniform” manner without wavepacket spread, namely with a Hamiltonian H_c proportional to the clock’s momentum Ω . Indeed, the Schrödinger equation follows immediately by writing the Wheeler-de Witt equation in the clock’s “position” representation:

$${}_c \langle t | \hbar \Omega + H_s | \Psi \rangle \rangle = 0 \Rightarrow (-i\hbar \frac{\partial}{\partial t} + H_s)_c \langle t | \Psi \rangle \rangle = 0, \quad (2)$$

where $|\psi(t)\rangle_s = {}_c \langle t | \Psi \rangle \rangle$ and where $-i\partial/\partial t$ is the position representation of the momentum Ω .

While in [11] we had already presented an experimental realization of the PW mechanism, the clock system there (the polarization of one photon) was too simple to allow for illustrating any but the very simplest features of the mechanism. Moreover, a two-dimensional clock implies that the time is discrete, periodic and can take only two values: 0 and 1. It is then possible to perform only measurements at two times, namely, to recover only a single two-time correlation.

In this paper we use a continuous system (the position of a photon) to describe time, which gives us access to measurements at arbitrary times and hence arbitrary two-time correlations. We show that one obtains the correct quantum correlations and we use this to test the Leggett-Garg inequality [14] (which, in this framework, was suggested in [15]). One of the main criticisms of the PW mechanism was that it seemed unable to provide the correct two-time correlations [7, 8, 16]. The main result of the current paper is to experimentally prove that the mechanism can indeed provide them.

To obtain two-time correlations, we need to be able to describe a measurement performed at some (internal) time. We will use von Neumann’s prescription for measurements [17]: a measurement apparatus essentially consists in an (ideally instantaneous) interaction U_{vn} between the system and a memory degree of freedom m , i.e. the pointer which stores the outcome. This interac-

tion is engineered to correlate the system and the memory along the eigenbasis $\{|a\rangle\}$ of the observable A to be measured, namely

$$|\psi(t)\rangle_s |r\rangle_m \xrightarrow{U_{vn}} \sum_a \psi_a(t) |a\rangle_s |a\rangle_m \quad (3)$$

where $|r\rangle_m$ is the initial state of the memory, and $\psi_a(t) = \langle a|\psi(t)\rangle$ is the probability amplitude of obtaining the a -th outcome when measuring A . This prescription gives the expected outcome probabilities $|\psi_a(t)|^2$ through the Born rule postulate. Writing this measurement evolution in the form of Eq. (1), we find [10]

$$|\Psi\rangle\rangle = \int_{-\infty}^{t_a} dt |t\rangle_c U_t |\psi(0)\rangle_s |r\rangle_m + \int_{t_a}^{+\infty} dt |t\rangle_c \sum_a U_{t-t_a} |a\rangle_s \langle a|\psi(t_a)\rangle_s |a\rangle_m, \quad (4)$$

where t_a is the time at which the measurement is performed. The first integral describes the system evolution prior to the measurement when the memory is in the $|r\rangle_m$ state, the second integral describes the evolution after the measurement, when the memory is now correlated to the system. Eq. (4) gives the prescription for a von Neumann measurement in the PW framework (it can also be extended to general positive operator-valued measures, see [10]).

Superficially, it might seem that the state $|\Psi\rangle\rangle$ of Eq. (4) has lost its time independence, because it depends explicitly on the measurement time t_a . However, this parameter has a meaning as a time only when referred to the internal clock. Indeed it is a parameter of the global unitary evolution U_G that contains also the von Neumann interaction: it represents the time (according to the internal clock) at which the instantaneous interaction is switched on. It is just a parameter of the total evolution. More rigorously: using conventional tricks [4] one can convert the time-dependent evolution into a time independent one described by a unitary operator U_G and the evolution (4) becomes $|\Psi\rangle\rangle = \int dt |t\rangle_c U_G(t) |\psi(0)\rangle_s$, where the dependence on t_a has been absorbed into U_G . The fact that (4) can be written as a sum of distinct integrals with different integrands is a consequence of the limit of instantaneous measurement interaction intrinsic in von Neumann's prescription. In essence, the fact that the time dependence t_a in (4) is referred to the internal clock is clear if one shifts the internal time axis by an interval T . As expected, such translation is irrelevant to the form of the state (4): it amounts to an irrelevant change in the integration variable.

If one performs two measurements, then the obvious extension of (4) is

$$|\Psi\rangle\rangle = \int_{-\infty}^{t_a} dt |t\rangle_c U_t |\psi(0)\rangle_s |r\rangle_{m_1} |r\rangle_{m_2} + \int_{t_a}^{t_b} dt |t\rangle_c \sum_a \langle a|\psi(t_a)\rangle_s U_{t-t_a} |a\rangle_s |a\rangle_{m_1} |r\rangle_{m_2} + \int_{t_b}^{+\infty} dt |t\rangle_c \sum_{ab} \langle b|U(t_b - t_a)|a\rangle_s \langle a|\psi(t_a)\rangle_s U_{t-t_b} |b\rangle_s |a\rangle_{m_1} |b\rangle_{m_2}, \quad (5)$$

where s, c, m_1, m_2 represent the degrees of freedom of the system, the clock and the memories of the first and second measurement apparatus, U is the free unitary evolution operator of the system (excluding the measurement interaction), $|a\rangle$ and $|b\rangle$ are the eigenstates of the observables A and B that are measured at times t_a and t_b (referred to the internal clock) respectively, and $|\psi(0)\rangle$ is the initial state of the system.

The correct two time correlations are obtained from the state (5) through the Born rule: the probability of obtaining the b -th outcome at the measurement of B when the a -th outcome was obtained for A is

$$p(b|a) = |\langle b|U_{t_b-t_a}|a\rangle|^2. \quad (6)$$

It follows from the joint probability $p(a, b) = |\langle b|U_{t_b-t_a}|a\rangle \langle a|\psi(t_a)\rangle|^2$ obtained from the third integral, the probability $p(a) = |\langle a|\psi(t_a)\rangle|^2$ from the second, and the Bayes rule $p(b|a) = p(a, b)/p(a)$.

II. EXPERIMENT

The experimental implementation of the “timeless” state (5) takes advantage of a single narrow-band photon (Fig. 1), where its position along the x axis plays the role of the clock (c) degree of freedom, its polarization acts as the system (s), and finally its position along the z axis implements the two memories (m_1, m_2). A narrow-band attenuated coherent state (single cavity mode He-Ne Laser) is used as source of single photons (SPS). In particular, the He-Ne laser is operated with a frequency stabilization feed-back control that balances the intensity of two lasing modes under the gain curve (with a nominal FWHM ~ 1.5 GHz). The tube length allows only two cavity modes at the output (with a nominal Free Spectral Range, FSR ~ 1 GHz). Due to the fact that the polarization states of the two modes are orthogonal (i.e. one s-polarized and the other p-polarized), the single mode

output is featured using a polarizing beamsplitter (SPS box in Fig. 1). By this way, one mode is redirected to a control photodetector, while the remaining mode passes through a second beamsplitter (Ratio 95%-5%) used for frequency stabilization. The linewidth of the individual axial mode emerging from the stabilized He-Ne, nominally with a narrow spectrum ($\sim kHz$), guarantees that the clock (the photon's position) is, as requested by (5), in an approximately uniform superposition of all times, at least over the experimental time-scales: to fulfill this condition in the present experimental implementation, the bandwidth of the photon is requested to be smaller than 300 MHz to uniformly spread its position over an experimental setup of size $\sim 1.5m$.

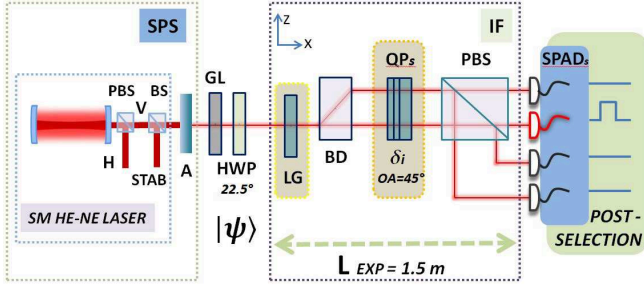


FIG. 1: Experimental setup: Two-time measurements in the PW mechanism. The SPS box shows the coherent source attenuated (A) at the photon-counting regime. A system composed by a polarizer (GL) and a half wave plate (HWP) oriented at 22.5° pre-select the single photon state $|\Psi\rangle$. The IF box illustrates the two time measurements, operated by the two polarizing beam splitters BD (selecting the mode $a=+1,-1$) and PBS (selecting the mode $b=+1,-1$), respectively. The blue boxes QPs represent different thicknesses of birefringent plates which perform the evolution of the photon by rotating its polarization: different thicknesses represent different time evolutions. At the output of the interferometer 4 SPADs connected to a coincidence electronic chain perform the single-photon detection. The birefringent plate LG in dashed box is used for the Leggett-Garg experiment only.

After the attenuation (A) of the laser radiation at the single photon regime, the initial polarization state of the photon (the system s) is selected with a Glan-Thompson prism (GL) and a half-wave plate at 22.5° (HWP) as a uniform superposition of horizontal and vertical polarizations, $|\psi(0)\rangle = \frac{1}{\sqrt{2}}(|H\rangle + |V\rangle)$. The Two-Time measurements are performed by shifting the photon in the z direction depending on its polarization: the first (non-demolition) measurement is performed by the beam displacer (BD) and the second by the polarization beam splitter (PBS). This implements a von Neumann measurement [17], where the system (polarization) is correlated to a memory (the position along the z axis). The BD and PBS represent von Neumann's instantaneous unitary transformations U_{vn} . In accordance to Eq. (5), these measurements are performed at internal times t_a

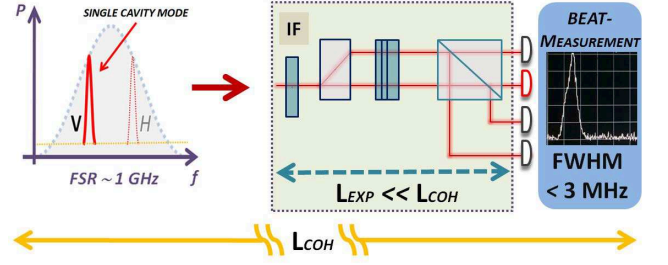


FIG. 2: Experimental setup: Super-Observer Mode. The SPS is an attenuate He-Ne laser operated with a frequency stabilization feed-back control that balances the intensity of two lasing modes under the gain curve ($\sim 1.5GHz$). The tube length allows only two cavity modes at the output (FSR $\sim 1GHz$) with orthogonal polarization. After the suppression of one polarization mode (by a PBS), only one single cavity mode emerges from the source. The linewidth of this individual axial mode is evaluated by a beat measurement. The spectral analysis returned a bandwidth lower than 3 MHz, corresponding to a coherence length greater than 100 m.

and t_b : since the clock (internal time) is represented by the photon's position along the x direction, the measurement times can be changed by moving BD and PBS along the x direction, which allows us to vary t_a and t_b at will.

To be more specific, the system's time evolution U_t of Eq. (5) is implemented through a set of birefringent quartz plates (QPs, with optical axes oriented at 45°) of various optical thickness δ_i , and positioned along the x axis: varying the thickness is equivalent to increase or decrease the optical path length along the x axis, namely to vary the interval $t_b - t_a$. Indeed, moving a plate to the left of BD corresponds to decrease t_a , while moving it to the right of PBS corresponds to increase t_b . Four Single-Photon Avalanche Detectors (SPADs) linked to a coincidence scheme with 1 ns time window are used as single particle detectors. The ratios of single counts revealed at each SPAD give the probability distributions associated to the two-time measurement events. We also checked the absence of coincidences between different pairs of detectors, which corresponds to post-select the operation to the single photon regime. The experimental results for the conditional probabilities (two-time correlations) are shown in Fig. 3. Although in this setup they have this meaning only from the internal observer's point of view, they are in good agreement with the theoretical quantum two-time correlations, as shown in Eq. (6). In this case:

$$p(b|a) = \begin{cases} \cos^2[\omega(t_b - t_a)]/2 & \text{for } a = b \\ \sin^2[\omega(t_b - t_a)]/2 & \text{for } a \neq b \end{cases}, \quad (7)$$

where $a, b = -1, 1$ and $\omega = \delta_i/t_i$

From the external observer's point of view, we have to assess that the global state is an eigenstate of the total Hamiltonian, namely that it is stationary (with respect to an external clock). In other words, we have

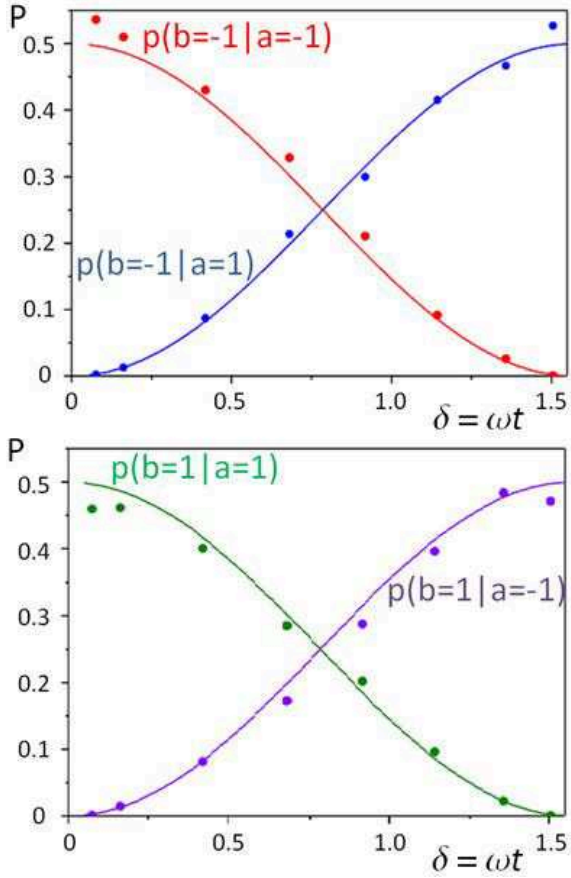


FIG. 3: Two-time correlation experiments. Graphs of conditional probabilities of polarization measurement outcomes as a function of the plate thickness (corresponding to the internal time evolution t). As expected, these probabilities are in good agreement with the conventional quantum description (7) of the evolution from the internal observer's point of view.

to check that the clock is in a uniform coherent superposition, being at different times coherently spread over the whole extent of the experiment (IF box in the pictures). This has been implemented by measuring the bandwidth of the He-Ne laser emission (Fig. 2). To serve this purpose a beat signal has been measured superimposing the He-Ne Laser used in the experiment with a 632.816 nm Iodine-stabilized laser standard (INRim 4/P frequency standard) [12]. The measured value is strictly below 3 MHz, returning a value for the coherence length of the photon over than 100 m [13], confirming that the photon's position (clock) is delocalized over the size of the present experiment (IF box length $\sim 1.5m$). Moreover, an optical measurement of the coherence length of the photon has been performed by means of an unbalanced Michelson interferometer over a distance equal to 3m (distance imposed by spatial limitations in the laboratory), confirming the visibility of the fringes and that the coherence of the source is larger than the extension of the experiment.

Leggett-Garg

Since we can access arbitrary two-time correlation measurements, we can show that our experiment has a quantum behavior through a violation of the Leggett-Garg inequality [14, 15]. This inequality is constructed using an observable $Q(t)$ of a two-level physical system, the photon's polarization in our case [18], with $|H\rangle$, $|V\rangle$ corresponding to $Q = +1, -1$ respectively. The two-times correlation function is defined as $C(t_i, t_j) = \langle Q(t_i)Q(t_j) \rangle$ and can be obtained from the joint probability $P_{ij}^{(t_i, t_j)}$ of obtaining the results $Q_i = Q(t_i)$ and $Q_j = Q(t_j)$ from the measurements at times t_i, t_j :

$$C(t_i, t_j) = \sum_{Q_i, Q_j = \pm 1} Q_i Q_j P_{ij}^{(t_i, t_j)}. \quad (8)$$

The Leggett-Garg inequality follows by supposing a classical realistic description of the system, which implies [14]

$$-3 \leq K_3 \leq 1, \quad (9)$$

$$\text{with } K_3 = C(t_1, t_2) + C(t_2, t_3) - C(t_1, t_3), \quad (10)$$

for times $t_1 < t_2 < t_3$. The inequality (9) is a Bell-type inequality and imposes realistic constraints on time-separated joint probabilities. We choose t_1 as the initial time, i.e. $t_1 = 0$, and assume that $t_2 - t_1 = t_3 - t_2 \equiv \Delta t$.

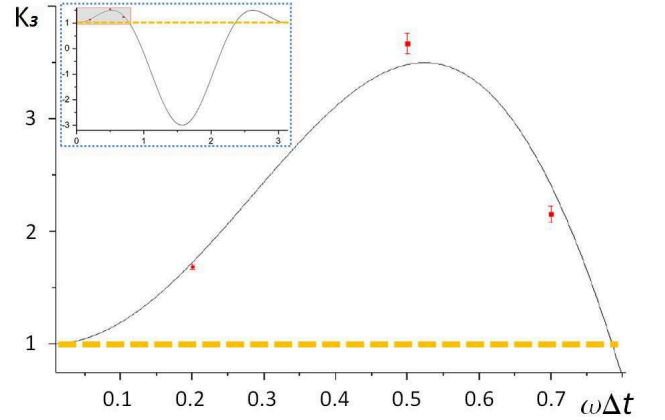


FIG. 4: Leggett-Garg function K_3 of Eq. (10) for a two-level system as a function of measurement-time $\omega\Delta t$. The solid curve shows the theoretical K_3 of Eq. (14), the red points are the experimental results.

To measure $C(t_i, t_j)$, we repeat the experiment varying the time evolution by varying the thickness of the birefringent quartz plates as described above. This implements the evolutions U_t of the form

$$U_{t=\delta/\omega} |H\rangle = |H\rangle \cos \delta + i |V\rangle \sin \delta \quad (11)$$

$$U_{t=\delta/\omega} |V\rangle = i |H\rangle \sin \delta + |V\rangle \cos \delta, \quad (12)$$

where δ is the material's optical thickness. Then the conditional probability to find the photon in the state $|V\rangle$

Δt	Theory	Experiment	L-G violation in standard deviation units
0.2	1.159	1.138 ± 0.004	$\approx 35s.d.$
0.5	1.499	1.538 ± 0.018	$\approx 30s.d.$
0.7	1.282	1.238 ± 0.018	$\approx 20s.d.$

TABLE I: Comparison between the theoretical and experimental values of K_3 of Eq. (10). According to the Leggett-Garg inequality (9), a value larger than one cannot come from a classical realistic system.

at time t_1 given that it was in $|V\rangle$ at time t_2 is $P_{VV}^{(t_1, t_2)} = \frac{1}{2} \cos^2 \omega \Delta t$, in accordance to Eq. (7). Calculating also the probabilities $P_{HH}^{(t_1, t_2)}$, $P_{HV}^{(t_1, t_2)}$, $P_{VH}^{(t_1, t_2)}$, we find

$$C(t_1, t_2) = \cos^2 \omega \Delta t - \sin^2 \omega \Delta t. \quad (13)$$

The quantity $C(t_1, t_3)$ has the same form as $C(t_1, t_2)$, but with a double optical thickness $\omega \Delta t \rightarrow 2\omega \Delta t$. In order to measure $C(t_2, t_3)$, an additional birefringent quartz plate (LG in Fig. 1) with an optical thickness $\omega \Delta t$ was introduced before the BD and a plate with the same optical thickness after (refer to QPs in Fig. 1), obtaining $C(t_2, t_3) = \cos^2 \omega \Delta t - \sin^2 \omega \Delta t$. This configuration gives the ability to realize noninvasive measurements at t_2 and projective measurement at t_3 . Substituting the values of $C(t_1, t_2)$, $C(t_2, t_3)$ and $C(t_1, t_3)$ into (10) we find

$$K_3 = 2 \cos^2 \omega \Delta t - 2 \sin^2 \omega \Delta t - \cos^2 2\omega \Delta t + \sin^2 2\omega \Delta t, \quad (14)$$

whose maximum is for $\omega \Delta t = \pi/6$. In Fig. 4 and in Table I we compare this curve with the measured values of K_3 , obtained from the measured values of the two-time cor-

relations for three different values of Δt . The measured values are in good agreement with the theoretical ones.

III. CONCLUSIONS

In summary in this paper we provided an experimental illustration of Page and Wootters' quantum time mechanism that is able to describe multiple two-time quantum correlation functions, giving us access to the possibility of a test of the Leggett-Garg inequalities. In this scheme the "external" observer sees a time-independent global state, in our case a narrow-band single photon where the clock degree of freedom is encoded in the photon's position, while the internal observer that measures the position can track the flow of time. In this framework we tested a Leggett-Garg inequality, showing a violation from the "internal" observer point of view. Our results, showing the Page Wootters scheme at work, pave the way for further studies, addressed to understand time in quantum mechanics.

Acknowledgments

LM acknowledges the FQXi foundation for financial support in the "Physics of what happens" program. The authors acknowledge the "COST Action MP1405 QSPACE" for financial support. The authors would like to thank Dr. Marco Bisi, for his support in the beat signal measurement operated with INRiM 4/P frequency standard, Dr. Marco Pisani and Dr. Massimo Zucco for useful discussions, F. Veneziano for collaboration.

-
- [1] A. Ashtekar, Studies in History and Philosophy of Science Part B: Studies in History and Philosophy of Modern Physics **52**, Part A, 6974 (2015); E. Anderson, Ann. Phys. **524**, 757 (2012); C. Rovelli, Phys. Rev. D **43**, 442 (1991); W. Unruh and R. Wald, Phys. Rev. D **40** 2598 (1989), R. Gambini et al., Phys. Rev. D **79**, 041501 (2009); D.T. Pegg, J. Phys. A **24**, 3031 (1991).
 - [2] D.N. Page and W.K. Wootters, Phys. Rev. D **27**, 2885 (1983).
 - [3] J. Leon, L. Maccone, arXiv:1705.09212 (2017).
 - [4] P. McCord Morse, H. Feshbach, *Methods of Theoretical Physics, Part I* (McGraw-Hill, 1953), Chap. 2.6; H. D. Zeh, Phys. Lett. A **116**, 9 (1986).
 - [5] H.D. Zeh, *Time in quantum theory*, <http://www.rzuser.uni-heidelberg.de/~as3/TimeInQT.pdf>; T. Banks, Nucl. Phys. B **249**, 332 (1985); R. Brout, Found. Phys. **17**, 603 (1987); R. Brout, G. Horwitz, D. Weil, Phys. Lett. B **192**, 318 (1987); R. Brout, Z. Phys. B **68**, 339 (1987); V. Vedral, arXiv:1408.6965 .
 - [6] Y. Aharonov, T. Kaufherr, Phys. Rev. D **30**, 368 (1984).
 - [7] K.V. Kuchař, "Time and interpretations of quantum gravity", Proc. 4th Canadian Conference on General Relativity and Relativistic Astrophysics, eds. G. Kunstatter, D. Vincent, and J. Williams (World Scientific, Singapore, 1992), pg. 69-76.
 - [8] W.G. Unruh, R.M. Wald, Phys. Rev. D **40**, 2598 (1989).
 - [9] R.D. Sorkin, Int. J. Theor. Phys. **33**, 523 (1994).
 - [10] V. Giovannetti, S. Lloyd, L. Maccone, Phys. Rev. D, **92**, 045033 (2015).
 - [11] E. Moreva, G. Brida, M. Gramegna, V. Giovannetti, L. Maccone, M. Genovese, Phys. Rev. A **89**, 052122 (2014).
 - [12] T.J. Quinn, Metrologia **40**, 103-133 (2003).
 - [13] L. Mandel, E. Wolf, *Optical Coherence and Quantum Optics* (Cambridge University Press, 1995).
 - [14] A.J. Leggett and A. Garg, Phys. Rev. Lett. **54**, 857 (1985).
 - [15] D. Gangopadhyay, A. Sinha Roy, arXiv:1608.06070 .
 - [16] D.N. Page, "Clock time and entropy", in *Physical Origins of Time Asymmetry*, eds. J.J. Halliwell, et al., (Cambridge Univ. Press, 1993), arXiv:gr-qc/9303020 .
 - [17] J. von Neumann, *Mathematical Foundations of Quantum Mechanics* (Princeton Univ. Press, 1955).
 - [18] A. Avella, et al., arXiv:1706.02120; M. Goggin et al., Proc. Natl. Acad. Sci. U. S. A. **108**, 1256 (2011); Jin-Shi Xu et al., Scientific Report **1**, 101 (2011).